



Fund facts

as at March 31, 2011

Fund code: LLCNE

Asset class: Canadian equity

Asset category: Canadian Dividend and Large Cap

Fund inception date: December 1961

Segregated fund size: \$2152.7 million


Underlying fund: n/a

Underlying fund size: n/a

Total fund operating expenses

2010	2009	2008
0.031%	0.031%	0.031%

Volatility meter



Equity style and capitalization overview

	Value	Core/GARP	Growth
Large			
Mid			
Small			

Investment advisor

GLC Asset Management Group Ltd. (GLC)

Who is GLC Asset Management Group Ltd. (GLC)?

- Canadian portfolio management subsidiary of The Great-West Life Assurance Company
- Offers a broad range investment mandates through three distinct investment management divisions: GWL Investment Management (GWLIM), London Capital Management (London Capital), and Laketon Investment Management (Laketon)
- \$30 billion in assets under management as of January 1, 2011

Investment management style

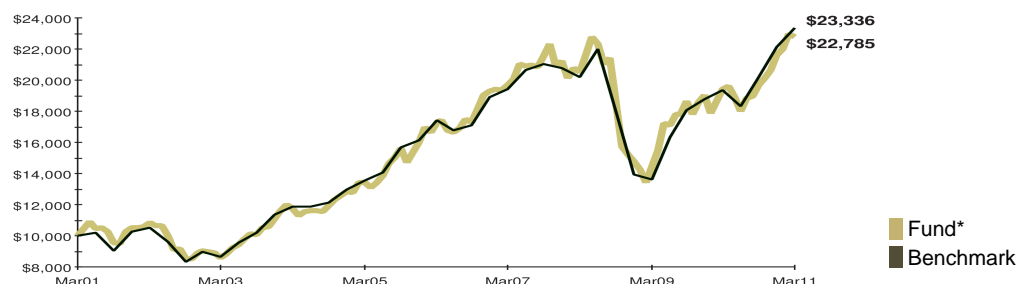
London Capital's disciplined investment process includes monitoring the aggregate portfolio in a fund to ensure that it emphasizes the target attributes, ensuring style consistency. The firm applies its disciplined style and process to balanced, fixed income and equity portfolios, with a goal of superior performance over the long term. The firm's equity management style is growth at a reasonable price.

Fund objective

To provide long-term capital appreciation supplemented with dividend income. This Fund invests in a broad range of high quality Canadian companies as represented by the S&P/TSX Composite Index.

Historical performance as at March 31, 2011

This graph shows how a \$10,000 investment in this fund would have changed in value compared with the benchmark: 100% S&P/TSX Composite Index



Compound returns as at March 31, 2011

	3 Mth	1 Year	2 Year**	3 Year**	4 Year**	5 Year**	10 Year**
Fund*	5.35%	17.30%	25.51%	3.57%	3.78%	5.71%	8.58%
Benchmark	5.60%	20.42%	30.83%	4.97%	4.73%	6.03%	8.84%

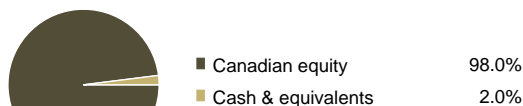
** Stated on an annualized basis

Calendar year returns


	YTD 2011	2010	2009	2008	2007	2006
Fund*	5.35%	13.82%	28.47%	-30.37%	10.30%	20.52%
Benchmark	5.60%	17.61%	35.06%	-33.01%	9.82%	17.25%

* Any performance shown prior to the fund's inception date is that of the underlying fund and is considered representative of this fund's performance.

Composition



Equity industry



Geographic split



Top holdings as at March 31, 2011

TD Bank	5.9%
Royal Bank of Canada	5.5%
Suncor Energy	5.4%
Canadian Natural Resources	4.6%
Bank of Nova Scotia	3.8%
Potash Corp. of Saskatchewan	3.8%
Barrick Gold Corp.	3.6%
CIBC	2.9%
Manulife Financial	2.8%
Teck Resources	2.7%
Total	41.0%

The Great-West Life Assurance Company and key design are trademarks of The Great-West Life Assurance Company, used under licence by London Life and Canada Life for the promotion and marketing of insurance products. The fund operating expenses displayed do not include applicable taxes. The indicated fund performance reflects changes in unit value and reinvestment of all distributions and are after deduction of all fund operating expenses and applicable taxes, but before the deduction of investment management fees and applicable taxes. The historical performance shown is that of the London Life segregated fund or the underlying third-party fund. Performance data is provided for illustrative purposes only and represents past performance, which is not necessarily indicative of future performance. For more information on the fund and its holdings, call Access Line.