

Real Estate Fund (GWLIM)



Special equity

Fund facts

as at March 31, 2011

Fund code: LREG

Asset class: Special equity

Asset category: Specialty

Fund inception date: July 1998

Segregated fund size: \$1334.2 million

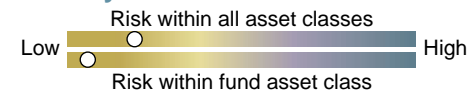
Underlying fund: n/a

Underlying fund size: n/a

Total fund operating expenses

2010	2009	2008
0.032%	0.030%	0.031%

Volatility meter



Investment advisor

GWL Realty Advisors

Who is GWL Realty Advisors?

- Established in 1994 as the investment management subsidiary of Great-West Life
- Over \$15.1 billion in assets under management as at December 31, 2009

Investment management style

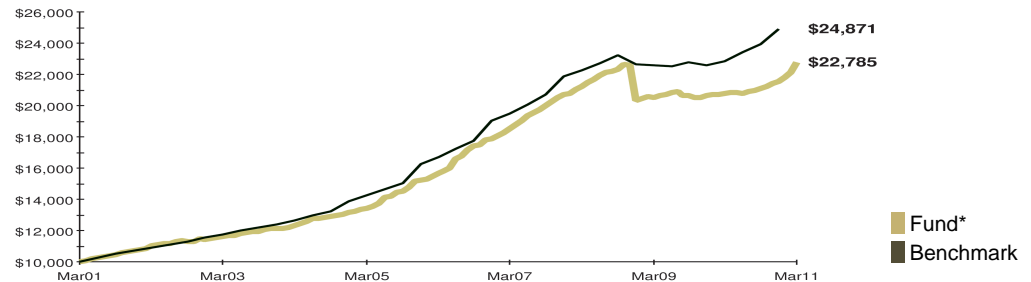
This Fund invests primarily in prime quality income-producing properties in Canada, including commercial, retail, industrial and multi-family residential. Selling real estate investments may take time. This could limit the Fund's ability to respond quickly to changes in economic or investment conditions. Redemptions may be suspended during any period when the Fund does not have sufficient cash or readily marketable securities to meet requests for redemption.

Fund objective

To provide a balance between long-term capital growth and current income by investing directly or indirectly in a portfolio consisting primarily of income producing Canadian real estate properties. This Fund should be considered as a long-term investment and is not suitable for investors who may need to quickly convert their holdings to cash.

Historical performance as at March 31, 2011

This graph shows how a \$10,000 investment in this fund would have changed in value compared with the benchmark: 90% IPD Property Index, 10% DEX 91 Day T-Bill



Compound returns as at Dec. 31, 2010

	3 Mth	1 Year	2 Year**	3 Year**	4 Year**	5 Year**	10 Year**
Fund*	2.30%	4.40%	2.97%	1.36%	4.76%	7.25%	8.33%
Benchmark	4.02%	10.01%	4.78%	4.40%	6.93%	8.89%	9.81%

Compound returns as at March 31, 2011

	3 Mth	1 Year	2 Year**	3 Year**	4 Year**	5 Year**	10 Year**
Fund*	5.67%	9.66%	5.32%	2.41%	5.34%	7.76%	8.58%
Benchmark	n/a	n/a	n/a	n/a	n/a	n/a	n/a

** Stated on an annualized basis

Calendar year returns

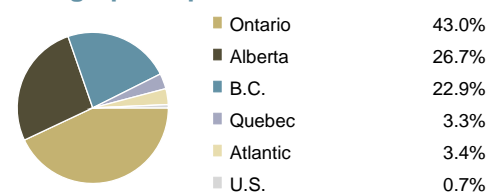
	YTD 2011	2010	2009	2008	2007	2006
Fund*	5.67%	4.40%	1.57%	-1.79%	15.68%	17.79%
Benchmark	n/a	10.01%	-0.21%	3.67%	14.89%	17.08%

* Any performance shown prior to the fund's inception date is that of the underlying fund and is considered representative of this fund's performance.

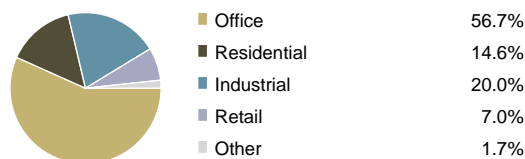
Composition



Geographic split



Property type



Top holdings

Not available

The Great-West Life Assurance Company and key design are trademarks of The Great-West Life Assurance Company, used under licence by London Life and Canada Life for the promotion and marketing of insurance products. The fund operating expenses displayed do not include applicable taxes. The indicated fund performance reflects changes in unit value and reinvestment of all distributions and are after deduction of all fund operating expenses and applicable taxes, but before the deduction of investment management fees and applicable taxes. The historical performance shown is that of the London Life segregated fund or the underlying third-party fund. Performance data is provided for illustrative purposes only and represents past performance, which is not necessarily indicative of future performance. For more information on the fund and its holdings, call Access Line.