



## Fund facts

as at March 31, 2011

**Fund code:** LEIG

**Asset class:** Canadian equity

**Asset category:** Canadian Equity

**Fund inception date:** March 2000

**Segregated fund size:** \$85.5 million


**Underlying fund:** n/a

**Underlying fund size:** n/a

## Total fund operating expenses

2010	2009	2008
0.032%	0.032%	0.033%

## Volatility meter



## Equity style and capitalization overview

	Value	Core/GARP	Growth
Large			
Mid			
Small			

## Investment advisor

GLC Asset Management Group Ltd. (GLC)

## Who is GLC Asset Management Group Ltd. (GLC)?

- Canadian portfolio management subsidiary of The Great-West Life Assurance Company
- Offers a broad range investment mandates through three distinct investment management divisions: GWL Investment Management (GWLIM), London Capital Management (London Capital), and Laketon Investment Management (Laketon)
- \$30 billion in assets under management as of January 1, 2011

## Investment management style

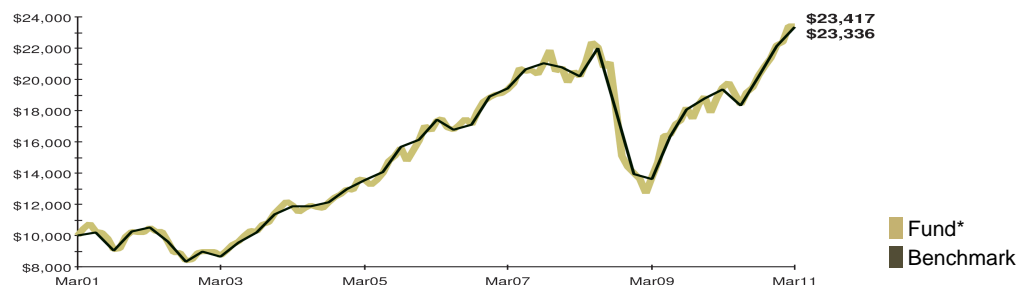
GWLIM is a disciplined, top-down, growth-oriented manager, focusing on broadly based economic trends and themes. GWLIM forecasts trends and themes in the economy and capital markets using fundamental and technical analysis. Screening modules are used to identify industries and individual stocks that are expected to benefit from those forecast.

## Fund objective

To provide investment returns consistent with the Toronto Stock Exchange Composite Index (S&P/TSX Composite Index) in the long term. This Fund invests primarily in TSX listed stocks to produce a return that tracks the total return of the S&P/TSX Composite Index. The portfolio holds approximately the same proportionate weight in the stocks as the Index.

## Historical performance as at March 31, 2011

This graph shows how a \$10,000 investment in this fund would have changed in value compared with the benchmark: 100% S&P/TSX Composite Index



## Compound returns as at March 31, 2011

	3 Mth	1 Year	2 Year**	3 Year**	4 Year**	5 Year**	10 Year**
Fund*	5.55%	20.14%	30.57%	5.03%	4.89%	6.18%	8.88%
Benchmark	5.60%	20.42%	30.83%	4.97%	4.73%	6.03%	8.84%

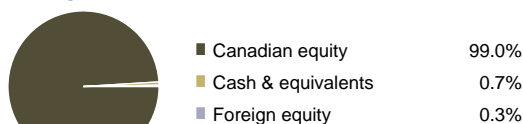
\*\* Stated on an annualized basis

## Calendar year returns


	YTD 2011	2010	2009	2008	2007	2006
Fund*	5.55%	17.37%	35.12%	-32.66%	10.23%	17.18%
Benchmark	5.60%	17.61%	35.06%	-33.01%	9.82%	17.25%

\* Any performance shown prior to the fund's inception date is that of the underlying fund and is considered representative of this fund's performance.

## Composition



## Equity industry



## Geographic split



## Top holdings as at March 31, 2011

Royal Bank of Canada	5.1%
TD Bank	4.5%
Suncor Energy	4.1%
Bank of Nova Scotia	3.9%
Canadian Natural Resources	3.1%
Barrick Gold Corp.	3.0%
Potash Corp. of Saskatchewan	2.9%
Goldcorp Inc.	2.3%
Bank of Montreal	2.1%
Canadian National Railway	2.0%
<b>Total</b>	<b>33.0%</b>

The Great-West Life Assurance Company and key design are trademarks of The Great-West Life Assurance Company, used under licence by London Life and Canada Life for the promotion and marketing of insurance products. The fund operating expenses displayed do not include applicable taxes. The indicated fund performance reflects changes in unit value and reinvestment of all distributions and are after deduction of all fund operating expenses and applicable taxes, but before the deduction of investment management fees and applicable taxes. The historical performance shown is that of the London Life segregated fund or the underlying third-party fund. Performance data is provided for illustrative purposes only and represents past performance, which is not necessarily indicative of future performance. For more information on the fund and its holdings, call Access Line.