

# Enhanced Bond Fund (Laketon)



Fixed income

## Fund facts

as at March 31, 2011

**Fund code:** ENBDL

**Asset class:** Fixed income

**Asset category:** Canadian Bond

**Fund inception date:** May 2006

**Segregated fund size:** \$4.3 million

**Underlying fund:** n/a

**Underlying fund size:** n/a

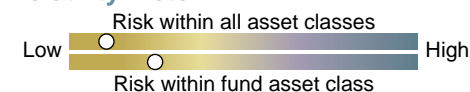
**Yield to maturity:** 4.00%

**Duration:** 6.02

## Total fund operating expenses

2010	2009	2008
0.031%	0.030%	0.032%

## Volatility meter



## Investment advisor

GLC Asset Management Group Ltd. (GLC)

## Who is GLC Asset Management Group Ltd. (GLC)?

- Canadian portfolio management subsidiary of The Great-West Life Assurance Company
- Offers a broad range investment mandates through three distinct investment management divisions: GWL Investment Management (GWLIM), London Capital Management (London Capital), and Laketon Investment Management (Laketon)
- \$30 billion in assets under management as of January 1, 2011

## Investment management style

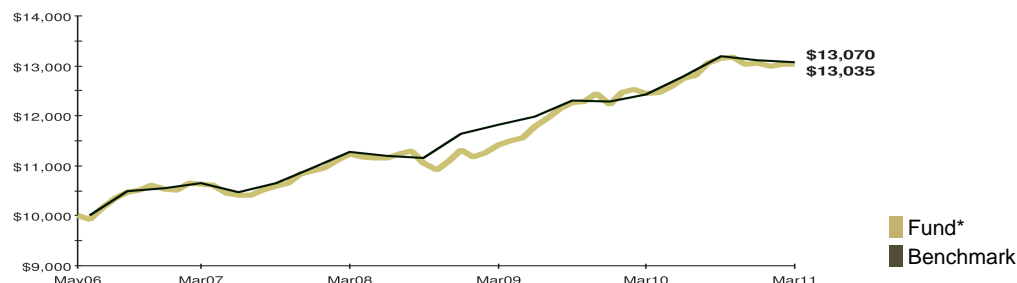
Laketon's active bond management style adds value through yield curve management, sector allocation and security selection using a high-quality portfolio composed of government, provincial, and corporate bonds and mortgage-backed securities. A conservatively managed fund with a view to medium-term growth.

## Fund objective

To outperform the DEX Universe Bond Index by 60 basis points.

## Historical performance as at March 31, 2011

This graph shows how a \$10,000 investment in this fund would have changed in value compared with the benchmark: 100% DEX Universe



## Compound returns as at March 31, 2011

	3 Mth	1 Year	2 Year**	3 Year**	4 Year**	5 Year**	10 Year**
Fund*	-0.12%	4.71%	6.80%	5.09%	5.24%	n/a	n/a
Benchmark	-0.27%	5.13%	5.13%	5.06%	5.24%	n/a	n/a

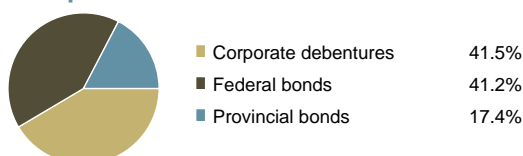
\*\* Stated on an annualized basis

## Calendar year returns

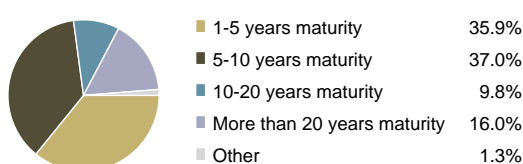
	YTD 2011	2010	2009	2008	2007	2006
Fund*	-0.12%	6.70%	8.06%	3.90%	3.47%	n/a
Benchmark	-0.27%	6.74%	5.41%	6.40%	3.70%	n/a

\* Any performance shown prior to the fund's inception date is that of the underlying fund and is considered representative of this fund's performance.

## Composition



## Bond term



## Credit quality



## Top holdings as at March 31, 2011

Gov't of Canada, 3.75%, Jun/1/2019	12.9%
Canada Housing Trust, 3.55%, Sep/15/2013	11.7%
Gov't of Canada, 3.50%, Jun/1/2013	10.8%
Province of Quebec, 6.25%, Jun/1/2032	8.0%
Province of Ontario, 6.50%, Mar/8/2029	7.5%
Canada Housing Trust, 4.55%, Dec/15/2012	4.2%
General Electric, 5.68%, Sep/10/2019	3.6%
Hbos PLC, 5.11%, Jun/21/2017	3.5%
CIBC, 3.95%, Jul/14/2017	3.2%
Molson Coors Canada, 5.00%, Sep/22/2015	2.9%
<b>Total</b>	<b>68.3%</b>

The Great-West Life Assurance Company and key design are trademarks of The Great-West Life Assurance Company, used under licence by London Life and Canada Life for the promotion and marketing of insurance products. The fund operating expenses displayed do not include applicable taxes. The indicated fund performance reflects changes in unit value and reinvestment of all distributions and are after deduction of all fund operating expenses and applicable taxes, but before the deduction of investment management fees and applicable taxes. The historical performance shown is that of the London Life segregated fund or the underlying third-party fund. Performance data is provided for illustrative purposes only and represents past performance, which is not necessarily indicative of future performance. For more information on the fund and its holdings, call Access Line.