

Canadian Small Cap Fund (Renaissance)



Canadian equity

Fund facts

as at March 31, 2011

Fund code: CSCR

Asset class: Canadian equity

Asset category: Canadian Equity Small and Mid Cap

Fund inception date: April 2002

Segregated fund size: \$36.5 million

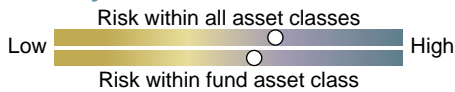
Underlying fund: Renaissance Cdn. Small Cap. Fund

Underlying fund size: \$376.0 million

Total fund operating expenses

2010	2009	2008
0.033%	0.033%	0.041%

Volatility meter



Equity style and capitalization overview

	Value	Core/GARP	Growth
Large			
Mid			
Small			

Investment advisor

CIBC Asset Management

Who is CIBC Asset Management?

- Renaissance Investments is offered by CIBC Asset Management Inc.
- Assets under management over \$5.5 billion as at June 30, 2009

Investment management style

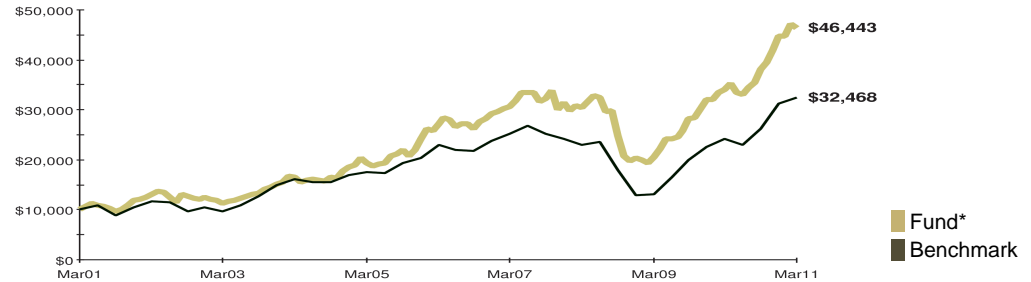
The Fund managers focus on small companies that have the management, products and processes required to grow their businesses. The managers rely on rigorous fundamental analysis in the portfolio selection process.

Fund objective

To seek above-average, long-term growth of capital by investing primarily in a diversified portfolio of equity securities of small- to medium-sized Canadian issuers.

Historical performance as at March 31, 2011

This graph shows how a \$10,000 investment in this fund would have changed in value compared with the benchmark: 100% BMO Nesbitt Burns Small Cap Weighted Index



Compound returns as at March 31, 2011

	3 Mth	1 Year	2 Year**	3 Year**	4 Year**	5 Year**	10 Year**
Fund*	3.59%	36.09%	50.30%	15.06%	10.93%	11.22%	16.60%
Benchmark	3.69%	33.72%	57.53%	12.11%	6.62%	7.09%	12.50%

** Stated on an annualized basis

Calendar year returns


	YTD 2011	2010	2009	2008	2007	2006
Fund*	3.59%	39.50%	57.72%	-35.40%	7.64%	21.02%
Benchmark	3.69%	38.51%	75.11%	-46.60%	2.02%	16.63%

* Any performance shown prior to the fund's inception date is that of the underlying fund and is considered representative of this fund's performance.

Composition



Equity industry



Geographic split



Top holdings as at March 31, 2011

Cdn. Energy Services & Tech.	2.8%
Canadian Western Bank	2.7%
Glentel Inc.	2.6%
Canaco Resources	2.4%
Alacer Gold Corp.	2.2%
Gov't of Canada, 0.00%, Jul/7/2011	2.2%
Cineplex Inc.	2.2%
Empire Company	1.9%
RuggedCom Inc.	1.9%
Industrial Alliance Ins & Fin	1.9%
Total	22.8%

The Great-West Life Assurance Company and key design are trademarks of The Great-West Life Assurance Company, used under licence by London Life and Canada Life for the promotion and marketing of insurance products. The fund operating expenses displayed do not include applicable taxes. The indicated fund performance reflects changes in unit value and reinvestment of all distributions and are after deduction of all fund operating expenses and applicable taxes, but before the deduction of investment management fees and applicable taxes. The historical performance shown is that of the London Life segregated fund or the underlying third-party fund. Performance data is provided for illustrative purposes only and represents past performance, which is not necessarily indicative of future performance. For more information on the fund and its holdings, call Access Line.