

# Canadian Balanced Value Fund (Renaissance)



Balanced

## Fund facts

as at March 31, 2011

**Fund code:** CBVR

**Asset class:** Balanced

**Asset category:** Canadian Balanced

**Fund inception date:** April 2002

**Segregated fund size:** \$8.1 million


**Underlying fund:** Renaissance Canadian Balanced Value Fund

**Underlying fund size:** \$656.3 million

## Total fund operating expenses

2010	2009	2008
0.034%	0.035%	0.038%

## Volatility meter



## Investment advisor

CIBC Asset Management

## Who is CIBC Asset Management?

- Renaissance Investments is offered by CIBC Asset Management Inc.
- Assets under management over \$5.5 billion as at June 30, 2009

## Investment management style

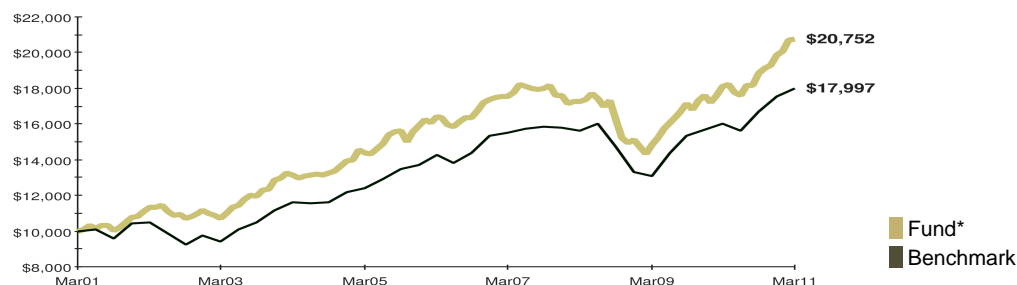
Fund managers conduct rigorous research for the equity portion of the portfolio, to identify companies that it believes are trading at prices below their true value. For the fixed income portion of the portfolio, the Fund invests in high quality bonds issued by Canadian governments and corporations.

## Fund objective

To achieve long-term investment return through a combination of income and capital growth by investing primarily in a diversified portfolio of Canadian equity securities, investment grade bonds and money market instruments.

## Historical performance as at March 31, 2011

This graph shows how a \$10,000 investment in this fund would have changed in value compared with the benchmark: 40% S&P/TSX Composite Index, 20% S&P 500, 40% DEX Universe



## Compound returns as at March 31, 2011

	3 Mth	1 Year	2 Year**	3 Year**	4 Year**	5 Year**	10 Year**
Fund*	4.40%	14.77%	18.19%	6.39%	4.29%	4.81%	7.57%
Benchmark	2.72%	12.41%	17.28%	4.84%	3.77%	4.79%	6.05%

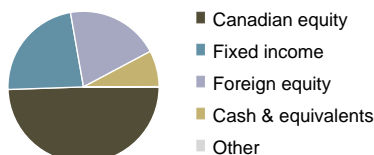
\*\* Stated on an annualized basis

## Calendar year returns

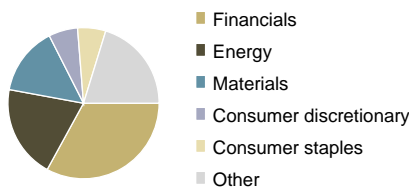
	YTD 2011	2010	2009	2008	2007	2006
Fund*	4.40%	12.88%	16.70%	-14.13%	1.23%	9.21%
Benchmark	2.72%	11.75%	17.74%	-15.81%	3.27%	11.79%

\* Any performance shown prior to the fund's inception date is that of the underlying fund and is considered representative of this fund's performance.

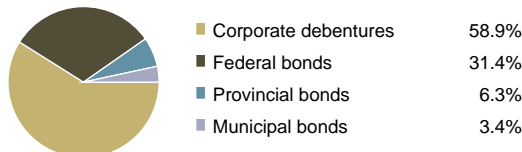
## Composition



## Equity industry



## Bond composition



## Top holdings as at March 31, 2011

Canada Housing Trust, 2.75%, Jun/15/2016	4.0%
Royal Bank of Canada	3.7%
TD Bank	3.4%
Suncor Energy	2.8%
Gov't of Canada, 0.00%, Apr/28/2011	2.8%
Barrick Gold Corp.	2.7%
Canadian Natural Resources	2.2%
Goldcorp Inc.	2.1%
iShares FTSE China 25 E.T.F.	2.0%
CIBC	2.0%
<b>Total</b>	<b>27.7%</b>

The Great-West Life Assurance Company and key design are trademarks of The Great-West Life Assurance Company, used under licence by London Life and Canada Life for the promotion and marketing of insurance products. The fund operating expenses displayed do not include applicable taxes. The indicated fund performance reflects changes in unit value and reinvestment of all distributions and are after deduction of all fund operating expenses and applicable taxes, but before the deduction of investment management fees and applicable taxes. The historical performance shown is that of the London Life segregated fund or the underlying third-party fund. Performance data is provided for illustrative purposes only and represents past performance, which is not necessarily indicative of future performance. For more information on the fund and its holdings, call Access Line.